



HAIR.

STRENGTHENING HAIR MATRIX

Indication:

Revitalize Hair is indicated for nourishing the scalp and promoting hair growth in cases of: diffuse hair thinning, androgenetic alopecia (pattern hair loss), receding hairlines or temple thinning, thinning eyebrows or beard patches, hair transplant support, poor scalp vitality, in case of hair loss or simply wanting faster growth and better hair quality. Not for complete bald areas where follicles are dead (no product can resurrect dead follicles).

Professional application:

Apply to scalp or eyebrows using device-assisted techniques such as microneedling or electroporation. Using the Revitalize Pen may speed up visible results.

Treatment plan:

1 session every 7 days, maximum 6 sessions (according to results)

Contents (INCI):

Biotin, Caffeine, Panthenol, Ginkgo Biloba, Hyaluronic Acid, Propylene Glycol, plus supportive amino acids and botanicals (Glutamine, Glycine, Arginine HCl, Hydroxypropyl methylcellulose, EGCG)

Packaging:

5 vials, 10 ml each.

Formula highlights:

In effect, Revitalize Hair creates an optimal environment in the dermal papilla for hair regeneration. With regular treatments, clients often notice reduced hair fall, new baby hairs growing in sparse areas, and overall improved hair density and quality.

Mix with Booster (optional):

- Mix the contents of 2 ampoules of **Revitalize Booster** into 1 vial of **Revitalize Hair**.
- Shake until a homogeneous solution forms.
- Use the mixed solution immediately, following professional hygiene standards.

HAIR PROTOCOL

1

Prepare & Cleanse

Follow "Universal Preparation & Cleansing".

2

Dose & Split

Follow "Dose Guide & Split Rule"
(1.0 ml per 10 × 10 cm; split into first half / second half).



Amount of solution:
1ml per 10 x 10 cm

3

Topical placement

- Deposit droplets onto the treatment area.
- Spread evenly using a cotton bud or a sterile gloved finger.



4

Application

- **PASS 1 (FIRST HALF):**
 - » Face: 0.25–1.5 mm
 - » Body (if applicable): 2.0–2.5 mm
 - » Speed: fast (as tolerated)
 - » Pattern: vertical + horizontal lines
- **PASS 2 (SECOND HALF):**
 - » Reduce depth and speed to 50% (medium)
 - » Pattern: circular motion



Depth:
Face: 0.25-1.5 mm
Body: 2-2.5 mm
Speed: fast



Depth: reduce by 50%
Speed: medium

5

Aftercare

Follow "Universal Aftercare" (high SPF recommended).



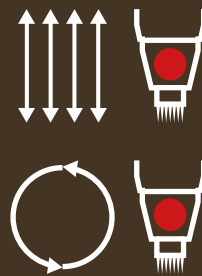
SPECIFIC HAIR TECHNIQUES

The following four treatment types use the same standard Hair protocol. Only the specific modifications are listed below. Please apply these adjustments to the universal Hair procedure as needed.

HAIR / BEARD REINFORCEMENT One session per week for a maximum of 6 weeks.

A strengthening protocol for early-stage thinning and weakened hair or beard quality, focused on improving scalp condition and supporting stronger-looking roots through consistent device-assisted application.

- **PASS 1 (FIRST HALF):**
 - » Depth: 0.75-1.0 mm
 - » Speed: fast (as tolerated)
 - » Pattern: vertical + horizontal lines
- **PASS 2 (SECOND HALF):**
 - » Pattern: circular motion

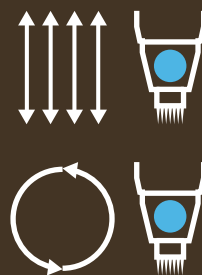


Depth: 0.75-1.0 mm
Speed: fast

HAIR TRANSPLANT SUPPORT One session per week for a maximum of 6 weeks.

A supportive protocol for pre- and post-transplant care, designed to optimize scalp condition and improve the environment for graft stability and early growth. Use only according to clinic timing and tolerance.

- **PASS 1 (FIRST HALF):**
 - » Depth: 1.0 mm
 - » Speed: medium
 - » Pattern: vertical + horizontal lines
- **PASS 2 (SECOND HALF):**
 - » Pattern: circular motion



Depth: 1.0 mm
Speed: medium





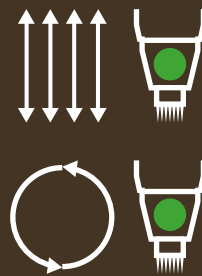
Use the Revitalize Laser Comb for fast, simple, and consistent application of Revitalize Hair by filling the container with the serum and combing slowly through the scalp for even distribution.

EYEBROW

One session per week for a maximum of 6 weeks.

A targeted protocol designed for sparse, uneven, or weakened eyebrows, focusing on improving the follicle environment and supporting denser-looking brow growth over time. Uses precise, low-trauma device-assisted application on the brow area, prioritizing control and symmetry.

- **PASS 1 (FIRST HALF):**
 - » Depth: 0.5 mm
 - » Speed: slow
 - » Pattern: vertical + horizontal lines
- **PASS 2 (SECOND HALF):**
 - » Pattern: circular motion



Depth: 0.5 mm
Speed: slow

ENHANCED

- First 3 weeks:
- Second 3 weeks:

Revitalize Booster and Hair for one session per week.
Revitalize Hair for one session per week.

A structured 6-week regeneration plan combining Booster + Pure in the first phase, followed by Vitamins to consolidate radiance and recovery. Recommended when the objective is accelerated renewal plus a brighter, more revitalized skin appearance.

Mix with Revitalize Booster in the first 3 weeks.

- **PASS 1 (FIRST HALF):**
 - » Depth: Hair and beard: 0.75-1.0 mm, Eyebrow: 0.5 mm
 - » Speed: Hair and beard: fast, Eyebrow: slow
 - » Pattern: vertical + horizontal lines
- **PASS 2 (SECOND HALF):**
 - » Pattern: circular motion

